


ANNEXURE I TO CLAUSE 43

Half yearly financial results

(Rs. in lakhs)

Particulars	6 months ended (30/09/2015)	Corresponding 6 months ended in the previous year (30/09/2014)	Year to date figures for current period ended (30/09/2015)	Year to date figures for the previous year ended (30/09/2014)	Previous accounting year ended (31/03/2015)
	Unaudited	Unaudited	Unaudited	Unaudited	Audited
(a) Net Sales/Income from Operations	929.02	1.56	929.02	1.56	1245.24
(b) Other Operating Income	NIL	NIL	NIL	NIL	NIL
2. Expenditure					
a. Increase/decrease in stock in trade and work in progress	48.19	(63.19)	48.19	(63.19)	(400.56)
b. Consumption of raw materials	NIL	NIL	NIL	NIL	NIL
c. Purchase of traded goods	861.82	64.67	861.82	64.67	1630.99
d. Employees cost	5.33	0.01	5.33	0.01	3.99
e. Depreciation	1.75	0.00	1.75	0.00	1.31
f. Other expenditure	9.36	1.89	9.36	1.89	6.31
g. Total (Any item exceeding 10% of the total expenditure to be shown separately)	926.45	3.38	926.45	3.38	1242.07
3. Profit from Operations before	2.57	(1.82)	2.57	(1.82)	3.18




Other Income, Interest & Exceptional Items (1-2)								
4. Other Income	1.26	NIL	1.26	NIL	NIL	NIL	NIL	NIL
5. Profit before Interest & Exceptional Items (3+4)	3.83	(1.82)	3.83	(1.82)	(1.82)	(1.82)	(1.82)	3.18
6. Interest	NIL	NIL	NIL	NIL	NIL	NIL	NIL	NIL
7. Profit after Interest but before Exceptional Items (5-6)	3.83	(1.82)	3.83	(1.82)	(1.82)	(1.82)	(1.82)	3.18
8. Exceptional Items	NIL	NIL	NIL	NIL	NIL	NIL	NIL	NIL
9. Profit (+) / Loss (-) from Ordinary Activities before tax (7+8)	3.83	(1.82)	3.83	(1.82)	(1.82)	(1.82)	(1.82)	3.18
10. Tax expenses	1.18	NIL	1.18	NIL	NIL	NIL	NIL	0.99
11. Net Profit (+)/Loss(-) from Ordinary Activities after tax (9-10)	2.65	(1.82)	2.65	(1.82)	(1.82)	(1.82)	(1.82)	2.19
12. Extraordinary Item (net of tax expenses Rs.....)	NIL	NIL	NIL	NIL	NIL	NIL	NIL	NIL
13. Net Profit ()/Loss(-) for the period	2.65	(1.82)	2.65	(1.82)	(1.82)	(1.82)	(1.82)	2.19
14. Paid-up equity share capital (Face Value of the Share shall be indicated)	10	10	10	10	10	10	10	10
15. Reserve excluding Revaluation Reserves as per balance sheet of previous accounting year	2.19	NIL	2.19	NIL	NIL	NIL	NIL	NIL
16. Earnings Per Share (EPS) (a) Basic and diluted EPS before Extraordinary items for the	0.02	0.00	0.02	0.00	0.00	0.00	0.00	0.02



period, for the year to date and for the previous year (not to be annualized)	0.02	0.00	0.02	0.02	0.00	0.02
(b) Basic and diluted EPS after Extraordinary items for the period, for the year to date and for the previous year (not to be annualized)						0.02
17. Public Shareholding						
- No. of shares	83,70,000	NIL	83,70,000	60,80,000	NIL	29,20,000
- Percentage of shareholding	57.92	0.00	57.92	100	0.00	32.44
18. Promoters and promoter group Shareholding						
a) Pledged/Encumbered						
- Number of shares						
- Percentage of shares (as a % of the total shareholding of promoter and promoter group)						
- Percentage of shares (as a % of the total share capital of the company)						
b) Non-encumbered						
- Number of Shares	60,80,000	1,40,000	60,80,000	60,80,000	1,40,000	60,80,000
- Percentage of shares (as a % of the total shareholding of promoter and promoter group)	100	100	100	100	100	100
- Percentage of shares (as a % of the total share capital of the Issuer)	42.01	100	42.01	42.01	100	42.01

* The above company had a subsidiary i.e M/s. Mishka Capital Advisors Private Limited, incorporated on 25/08/2015. The financial results are prepared on standalone basis, as the subsidiary had no transaction for the period ended 30th September, 2015. Hence consolidated financial results are not prepared for the period.





**Annexure III to Clause 43
Reporting of Segment wise Revenue, Results and Capital Employed along with the half yearly results**

(Rs in Lakhs)

Particulars	6 months ended (30/09/2015)		Corresponding 6 months ended (30/09/2014) in the previous year		Year to date figures for current period ended (30/09/2015)		Year to date figures for the previous year ended (30/09/2014)		Previous ac- counting year ended (31/03/2015)	
	Audited/ Unaudited*	Audited/ Unaudited*	Audited/ Unaudited*	Audited/ Unaudited*	Audited/ Unaudited*	Audited/ Unaudited*	Audited/ Unaudited*	Audited/ Unaudited*	Audited/ Unaudited*	Audited/ Unaudited*
1. Segment Revenue (net sale/income from each segment should be disclosed under this head)										
(a) Segment—A										
(b) Segment—B										
(c) Segment—C										
(d) Segment....										
(e) Unallocated										
Total	929.02	1.56	929.02	1.56	929.02	1.56	1245.25	1.56	1245.25	
Less: Inter Segment Revenue	NIL	NIL	NIL	NIL	NIL	NIL	NIL	NIL	NIL	
Net sales/Income From Operations	929.02	1.56	929.02	1.56	929.02	1.56	1245.25	1.56	1245.25	
2. Segment Results (Profit)(+)/ Loss (-) before tax and interest from Each segment)#										
(a) Segment—A										
(b) Segment—B										
(c) Segment—C										
(d) Segment....										



(e) Unallocated	3.83	(1.82)	3.83	(1.82)	3.18
Total	3.83	(1.82)	3.83	(1.82)	3.18
Less: i) Interest**	NIL	NIL	NIL	NIL	NIL
ii) Other Un-allocable Expenditure net off	NIL	NIL	NIL	NIL	NIL
(iii) Un-allocable income	NIL	NIL	NIL	NIL	NIL
Total Profit Before Tax	3.83	(1.82)	3.83	(1.82)	3.18
3. Capital Employed (Segment assets Segment Liabilities)	-	-	-	-	-
(a) Segment A					
(b) Segment B					
(c) Segment C					
(d) Segment....					
(e) Unallocated	1411.76	(1.20)	1411.76	(1.20)	889.87
Total	1411.76	(1.20)	1411.76	(1.20)	889.87



Annexure IV to Clause 43

Limited Review Report

To MISHKA EXIM LIMITED

We have reviewed the accompanying statement unaudited financial results of **MISHKA EXIM LIMITED** for the period ended 30th September, 2015, except for the disclosures regarding 'Public Shareholding' and 'Promoter and Promoter Group Shareholding' which have been traced from disclosures made by the management and have not been audited by us.

This statement is the responsibility of the Issuer's Management and has been approved by the Board of Directors of the Issuer. Our responsibility is to issue a report on these financial statements based on our review.

We conducted our review in accordance with the Standard on Review Engagement (SRE) 2400, Engagements to Review Financial Statements issued by the Institute of Chartered Accountants of India. This standard requires that we plan and perform the review to obtain moderate assurance as to whether the financial statements are free of material misstatement. A review is limited primarily to inquiries of Issuer's personnel and analytical procedures applied to financial data and thus provides less assurance than an audit. We have not performed an audit and accordingly, we do not express an audit opinion.

Based on our review conducted as above, nothing has come to our attention that causes us to believe that the accompanying statement of unaudited financial results prepared in accordance with applicable accounting standards and other recognised accounting practices and policies has not disclosed the information required to be disclosed in terms of Clause 43 of the Listing Agreement including the manner in which it is to be disclosed, or that it contains any material misstatement.

For Prakash & Santosh
Chartered Accountants



Arun Kumar
(Partner)
Membership Number 087378



Place: Delhi
Date: 10th November, 2015

Annexure VI

(Rs. In lakhs)

Particulars	6 months ended (30/09/2015)	Corresponding 6 months ended in the previous year (30/09/2014)
	Unaudited	Unaudited
SHAREHOLDERS' FUNDS:		
(a) Capital	1445.00	14.00
(b) Reserves and Surplus	2.20	NIL
LOAN FUNDS	NIL	NIL
FIXED ASSETS	8.19	7.37
INVESTMENTS	45.00	NIL
CURRENT ASSETS, LOANS AND ADVANCES	1396.66	4.8
(a) Inventories	352.37	63.19
(b) Sundry Debtors	491.35	95.03
(c) Cash and Bank balances	18.50	0.56
(d) Other current assets	42.92	13.90
(e) Loans and Advances	640.96	NIL
Less: Current Liabilities and Provisions		
(a) Liabilities	147.99	167.88
(b) Provisions	1.44	NIL
MISCELLANEOUS EXPENDITURE (NOT WRITTEN OFF OR ADJUSTED)	38.09	13.38
PROFIT AND LOSS ACCOUNT	2.65	(1.82)
TOTAL	1411.76	(1.20)

