

Introductory sub-table (I)(a)

Name of the Company: MISHKA EXIM LIMITED

Script Code, Name of the scrip, class of security: 539220

Quarter ended: September 30, 2015

Partly paid-up shares:-	No. of partly paid-up shares	As a % of total no. of party paid-up shares	As a % of total no. of shares of the company
Held by promoter/promoter group	NIL	NIL	0
Held by public	NIL		0
Total	NIL		0

Outstanding convertible securities:-	No. of outstanding securities	As a % of total no. of outstanding convertible securities	As a % of total no. of shares of the company, assuming full conversion of the convertible securities
Held by promoter/promoter group	NIL		0
Held by public	NIL		0
Total	NIL		0


Warrants:-	No. of warrants	As a % of total no. of warrants	As a % of total no. of shares of the company, assuming full conversion of warrants
Held by promoter/promoter group	NIL		0
Held by public	NIL		0
Total	NIL		0

Total paid-up capital of the company, assuming full conversion of warrants and convertible securities



Statement Showing Shareholding Pattern

Category code	Category of Shareholder	Number of Shareholders	Table (I)(a)		Total shareholding as a percentage of total number of shares		Shares Pledged or otherwise encumbered		
			Total number of shares	Number of shares held in dematerialized form	As a percentage of (A+B) ¹	As a percentage of (A+B+C)	Number of shares	As a percentage	
									(IV)
(A)	Shareholding of Promoter and								
1	Indian								
(a)	Individuals/ Hindu Undivided Family								
		7	2370000	2370000	16.40	16.40	0	0.00	
(b)	Central Government/ State Government(s)				0.00	0.00	0	0.00	
(c)	Bodies Corporate	7	3710000	3710000	25.67	25.67		0.00	
(d)	Financial Institutions/ Banks				0.00	0.00		0.00	
(e)	Any Others(Specify)				0.00	0.00		0.00	
(e-i)					0.00	0.00		0.00	
(e-ii)					0.00	0.00		0.00	
	Sub Total(A)(1)	14	6080000	6080000	42.08	42.08	0	0.00	
2	Foreign								
a	Individuals (Non-Residents Individuals/ Foreign Individuals)				0.00	0.00		0.00	
b	Bodies Corporate				0.00	0.00		0.00	
c	Institutions				0.00	0.00		0.00	
d	Qualified Foreign Investor				0.00	0.00		0.00	
e	Any Others(Specify)				0.00	0.00		0.00	
e-i					0.00	0.00		0.00	
e-ii									
	Sub Total(A)(2)	0	0	0	0.00	0.00	0	0.00	
	Total Shareholding of Promoter and	14	6080000	6080000	42.08	42.08	0	0.00	
(B)	Public shareholding								
1	Institutions								
(a)	Mutual Funds/ UTI				0.00	0.00			
(b)	Financial Institutions / Banks				0.00	0.00			
(c)	Central Government/ State Government(s)				0.00	0.00			
(d)	Venture Capital Funds				0.00	0.00			
(e)	Insurance Companies				0.00	0.00			
(f)	Foreign Institutional Investors				0.00	0.00			
(g)	Foreign Venture Capital Investors				0.00	0.00			
(h)	Qualified Foreign Investor				0.00	0.00			
(i)	Any Other (specify)				0.00	0.00			
(i-ii)					0.00	0.00			
(i-ii)									
	Sub-Total (B)(1)	0	0	0	0.00	0.00			
B 2	Non-institutions								
(a)	Bodies Corporate	18	2050000	2050000	14.19	14.19			
(b)	Individuals				0.00	0.00			



I	Individuals -i. Individual shareholders holding nominal share capital up to Rs 1 lakh	166	4290000	4290000	29.69	29.69		
II	ii. Individual shareholders holding nominal share capital in excess of Rs. 1 lakh.	7	2030000	2030000	14.05	14.05		
(c)	Qualified Foreign Investor				0.00	0.00		
(d)	Any Other (specify)				0.00	0.00		
(d-i)					0.00	0.00		
(d-ii)								
	Sub-Total (B)(2)	191	8370000	8370000	57.92	57.92		
(B)	Total Public Shareholding (B)= (B)(1)+(B)(2)	191	8370000	8370000	57.92	57.92		
	TOTAL (A)+(B)	205	14450000	14450000	100.00	100.00		
(C)	Shares held by Custodians and against which Depository Receipts have been issued							
1	Promoter and Promoter Group					0.00		0.00
2	Public					0.00		
	Sub-Total (C)	0	0	0		0	0	
	GRAND TOTAL (A)+(B)+(C)	205	14450000	14450000		100.00	0	0.00



Sr.No Notes

1

N.A.

2

3

4

5

6

7


8

9



(D)(b) Statement showing holding of securities (including shares, warrants, convertible securities) of persons belonging to the category "Promoter and Promoter Group"

Sr.	Name of the shareholder	Details of Shares held		Encumbered shares (*)			Details of warrants		Details of convertible securities		Total shares (including underlying shares assuming full conversion of warrants and convertible securities) as a % of diluted share capital
		Number of shares held	As a % of grand total (A) +(B) +(C)	No.	As a percentage (VI)=(V)/(III)*100	As a % of grand total (A)+(B)+(C) of sub-clause (D)(a)	Number of warrants held	As a % total number of warrants of the same class	Number of convertible securities held	As a % total number of convertible securities of the same class	
No.	(II)	(III)	(IV)	(V)	(VII)	(VIII)	(IX)	(X)	(XI)	(XII)	
1	Vinayak Holdings Private Limited	1000000	6.92	0.00	0.00		0	0	0		
2	Tridev Securities Private Limited	1000000	6.92	0.00	0.00		0	0	0		
3	Varun Capital Services Limited	750000	5.19	0.00	0.00		0	0	0		
4	Rajneesh Gupta	520000	3.60	0.00	0.00		0	0	0		
5	Suman Gupta	520000	3.60	0.00	0.00		0	0	0		
6	Varun Gupta	270000	1.87	0.00	0.00		0	0	0		
7	Shweta Gupta	270000	1.87	0.00	0.00		0	0	0		
8	Ved Prakash Gupta	270000	1.87	0.00	0.00		0	0	0		






9	Brahm Lata Gupta	270000	1.87		0.00				0	0	0
10	Saraswati Securities Private Limited	250000	1.73		0.00				0	0	0
11	Starlight Holdings Private Limited	250000	1.73		0.00				0	0	0
12	Supertech Financial Services Private Limited	250000	1.73		0.00				0	0	0
13	R K Gupta & Sons HUF	250000	1.73		0.00				0	0	0
14	Godgift Investments Private Limited	210000	1.45		0.00				0	0	0
TOTAL		6080000	42.08	0	0.00	0	0	0	0	0	0

(* The term "encumbrance" has the same meaning as assigned to it in regulation 28(3) of the SAST Regulations, 2011

(D)(c)(i) Statement showing holding of securities (including shares, warrants, convertible securities) of persons belonging to the category "Public" and holding more than 1% of the total number of shares

Sr. No.	Name of the shareholder	Number of shares held	Shares as a percentage of total number of shares {i.e., Grand Total (A)+(B)+(C) indicated in Statement at para (D)(a) above}	Details of warrants		Details of convertible securities		Total shares (including underlying shares assuming full conversion of warrants and convertible securities) as a % of diluted share capital
				Number of warrants held	As a % total number of warrants of the same class	Number of convertible securities held	% w.r.t total number of convertible securities of the same class	
1	Gunjan Garg	500000	3.46	0	0	0	0	
2	Suman Garg	250000	1.73	0	0	0	0	
3	Ginny Garg	250000	1.73	0	0	0	0	
4	Manju Garg	500000	3.46	0	0	0	0	
5	Kisna Traders Private Limited	250000	1.73	0	0	0	0	
6	Ankush Credit India Limited	180000	1.25	0	0	0	0	
7	Manu Credit India Limited	180000	1.25	0	0	0	0	
8	Sunstar Share Brokers Private Limited	150000	1.04	0	0	0	0	
9	Indo Jatalia Securities Private Limited	240000	1.66	0	0	0	0	
10	P. K. Garg & Sons	250000	1.73	0	0	0	0	
TOTAL		2750000	19.03	0	0	0	0	0



(D)(c)(ii) Statement showing holding of securities (including shares, warrants, convertible securities) of persons (together with PAC) belonging to the category "Public" and holding more than 5% of the total number of shares of the company

Sr. No.	Name(s) of the shareholder(s) and the Persons Acting in Concert (PAC) with them	Number of shares	Shares as a percentage of total number of shares {i.e., Grand Total (A)+(B)+(C) indicated in Statement at para (D)(a) above}	Details of warrants		Details of convertible securities		Total shares (including underlying shares assuming full conversion of warrants and convertible securities) as a % of diluted share capital
				Number of warrants	As a % total number of warrants of the same class	Number of convertible securities held	% w.r.t total number of convertible securities of the same class	
1	NIL		0.00		0		0	
TOTAL		0	0.00	0	0	0	0	0



(D)(d) Statement showing details of locked-in shares

Sr. No.	Name of the shareholder	Number of locked-in shares	Locked-in shares as a percentage of total number of shares {i.e., Grand Total (A)+(B)+(C) indicated in Statement at para (I)(a) above}
1	Vinayak Holdings Private Limited	1000000	6.92
2	Tridev Securities Private Limited	1000000	6.92
3	Varun Capital Services Limited	750000	5.19
4	Rajneesh Gupta	520000	3.60
5	Suman Gupta	520000	3.60
6	Shweta Gupta	270000	1.87
7	Gunjan Garg	500000	3.46
8	Manju Garg	500000	3.46
9	Varun Gupta	270000	1.87
10	Ved Prakash Gupta	270000	1.87
11	Saraswati Securities Private Limited	250000	1.73
12	Starlight Holdings Private Limited	250000	1.73
13	Supertech Financial Services Private Limited	250000	1.73
14	R K Gupta & Sons HUF	250000	1.73
15	Suman Garg	250000	1.73
16	Ginny Garg	250000	1.73
17	P K Garg & Sons	250000	1.73
18	Godgift Investments Private Limited	210000	1.45
19	Ankur Garg HUF	100000	0.69
20	D P Garg & Son HUF	100000	0.69
21	P C Garg & Son HUF	100000	0.69
22	M K Garg & Sons HUF	100000	0.69
23	Anuj Garg HUF	100000	0.69
24	Shitiz Garg	100000	0.69
25	Y P Garg & Sons HUF	100000	0.69
26	Kaveri Garg	100000	0.69
27	Varun Garg	100000	0.69
28	Nitin Garg HUF	100000	0.69
29	Vartika Garg	50000	0.35
30	Aparna Garg	50000	0.35
31	Prerna Garg	50000	0.35
32	Brahm Lata Gupta	270000	1.87
33	Vishal Aggarwal	20000	0.14
TOTAL		9000000	62.28



(II)(a) Statement showing details of Depository Receipts (DRs)

Sr. No.	Type of outstanding DR (ADRs, GDRs, SDRs, etc.)	Number of outstanding DRs	Number of shares underlying outstanding DRs	Shares underlying outstanding DRs as a percentage of total number of shares {i.e., Grand Total (A)+(B)+(C) indicated in Statement at para (I)(a) above}
1	NIL			0.00
TOTAL		0	0	0.00



